



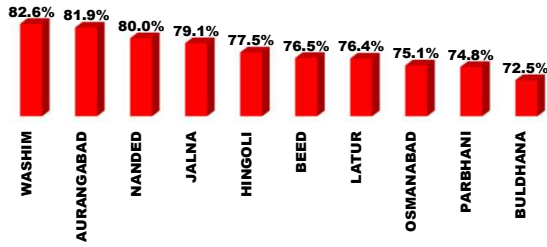
महाआवास अभियान २०२३-२४

दैनिक प्रगती अहवाल : ०३.०१.२०२४

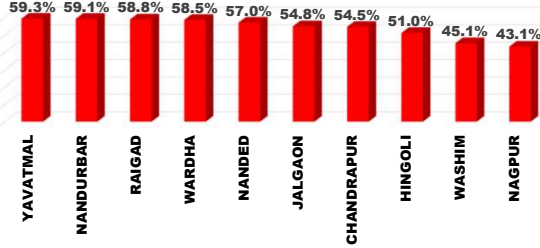
प्रधानमंत्री आवास योजना ग्रामीण – मंजूरी, पूर्ण घरकुले, हप्ते वितरण, भूमिहीन, आर्थिकदृष्ट्या अपूर्ण
राज्य पुरस्कृत ग्रामीण आवास योजना – मंजूरी, पूर्ण घरकुले, हप्ते वितरण, आर्थिकदृष्ट्या अपूर्ण

योजना	एकूण मंजूरी	दैनिक मंजूरी	एकूण पूर्ण	दैनिक पूर्ण घरकुले	दैनिक पहिला हप्ता वितरित	दैनिक दुसरा हप्ता वितरित	दैनिक तिसरा हप्ता वितरित
प्रधानमंत्री आवास योजना ग्रामीण	१३७९०००	०	१२०५६३०	२१६	०	०	०
राज्य योजना	७३८३७३	५४०९	४६७७६२	२१२	०	०	०
एकूण	२११७३७३	५४०९	१६७३३९२	४२८	०	०	०

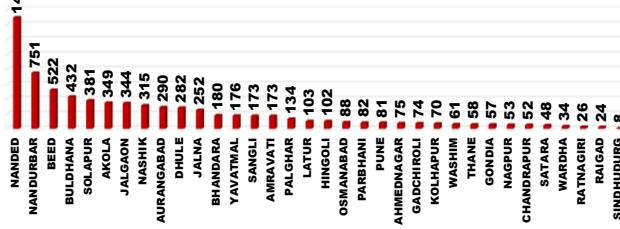
PMAY-G Completion Bottom 10 Dist.



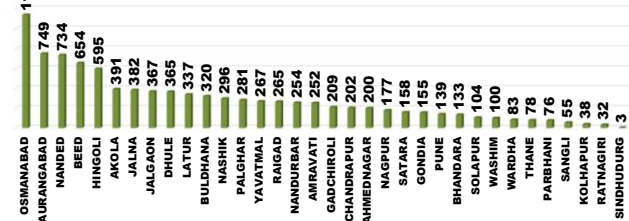
State Schemes Completion Bottom 10 Dist.



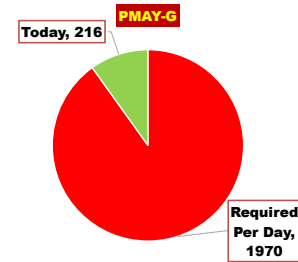
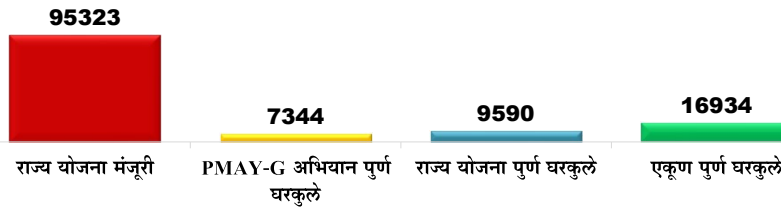
PMAY-G : House completion (Abhiyan Achievement)



State Schemes : House completion (Abhiyan Achievement)



Abhiyan Progress



राज्य व्यवस्थापन कक्ष- ग्रामीण गृहनिर्माण

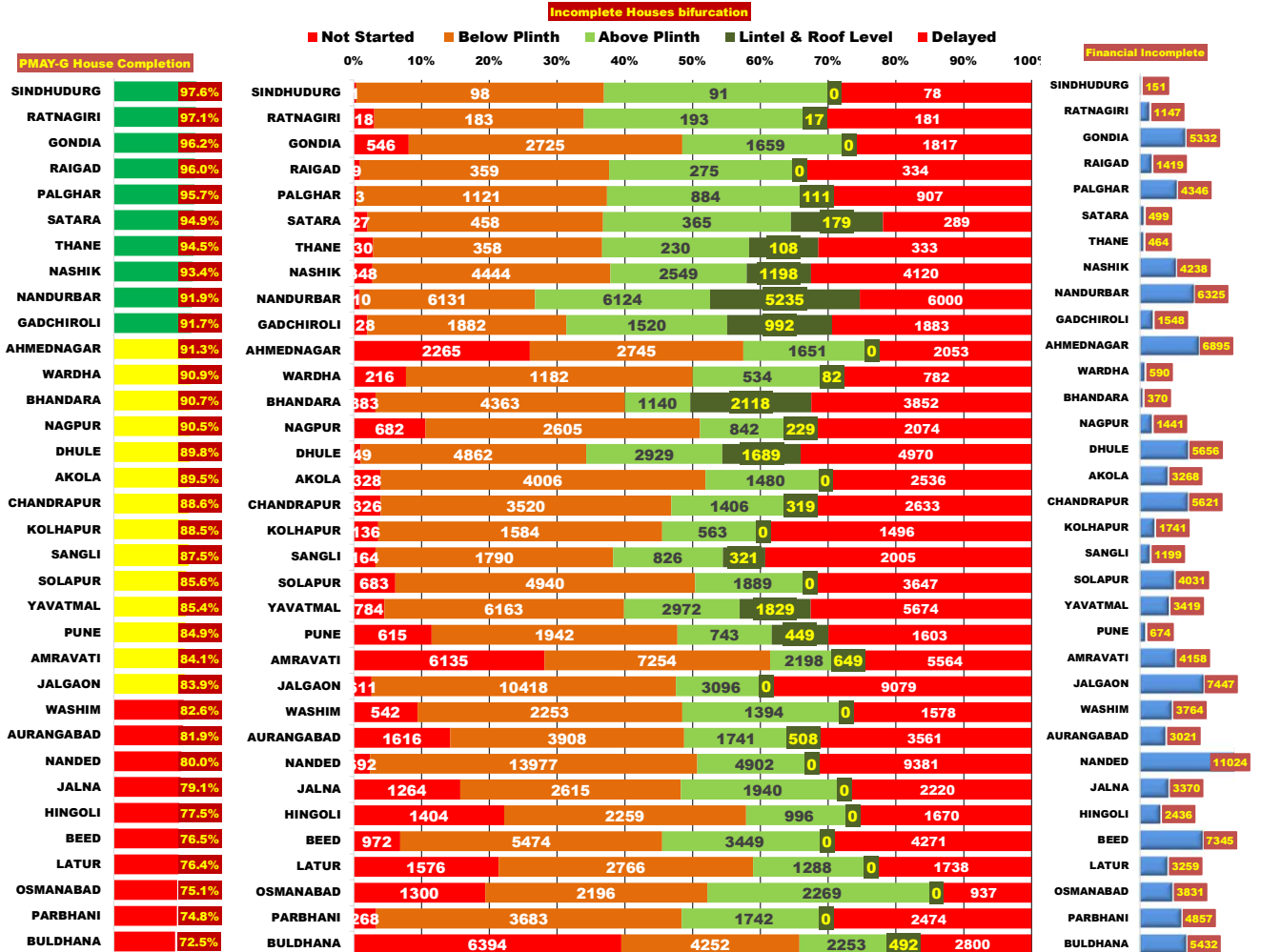
४ था मजला, दक्षिण कक्ष, सिडको भवन, सीबीडी बेलगापुर, नवी मुंबई - ४०० ६१४.

प्रधानमंत्री आवास योजना - ग्रामीण : भूमिहीन लाभार्थी अहवाल

Sr. No.	District	Google Sheet Report			AwaasSoft Report			
		Total Landless	Provided land	Remaining	Landless beneficiaries tagged in AwaasSoft	Landless beneficiaries provided land	Remaining Landless	Remaining Tag (provided land)
1	DHULE	18	18	0	21	21	0	-3
2	GADCHIROLI	9	9	0	9	9	0	0
3	GONDIA	2450	2450	0	2452	2324	128	126
4	KOLHAPUR	257	257	0	244	228	16	29
5	NANDURBAR	0	0	0	0	0	0	0
6	PALGHAR	11	11	0	11	11	0	0
7	RAIGAD	6	6	0	6	6	0	0
8	RATNAGIRI	23	23	0	23	23	0	0
9	SINDHUDURG	420	420	0	414	414	0	6
10	THANE	85	82	3	95	60	35	22
11	SATARA	787	770	17	782	707	75	63
12	NANDED	354	322	32	360	263	97	59
13	SANGLI	281	210	71	275	133	142	77
14	BEED	212	125	87	347	66	281	59
15	WARDHA	2067	1923	144	2187	1911	276	12
16	NASHIK	1680	1513	167	1708	1458	250	55
17	AKOLA	5791	5601	190	5714	5523	191	78
18	PARBHANI	307	63	244	280	77	203	-14
19	JALGAON	21244	20917	327	22186	20593	1593	324
20	CHANDRAPUR	2285	1957	328	2217	1789	428	168
21	PUNE	2056	1681	375	2024	863	1161	818
22	BHANDARA	4811	4433	378	4810	4516	294	-83
23	NAGPUR	4354	3877	477	4324	3570	754	307
24	WASHIM	2433	1845	588	2312	1472	840	373
25	YAVATMAL	2742	2076	666	2824	2045	779	31
26	HINGOLI	1713	796	917	1680	466	1214	330
27	JALNA	1359	406	953	1356	85	1271	321
28	LATUR	2178	1194	984	2085	1114	971	80
29	OSMANABAD	2085	1074	1011	2062	102	1960	972
30	SOLAPUR	5561	4222	1339	4900	3870	1030	352
31	AURANGABAD	3266	1700	1566	3125	1805	1320	-105
32	AHMEDNAGAR	7451	5275	2176	7598	5140	2458	135
33	BULDHANA	15134	9762	5372	15465	9751	5714	11
34	AMRAVATI	19873	13999	5874	19752	13601	6151	398
	Total	113303	89017	24286	113648	84016	29632	5206

प्रधानमंत्री आवास योजना ग्रामीण - पूर्ण घरकूले

Sr. No.	Division	Sanction	02.01.2024	03.01.2024	Daily Achivement	Remaining	Completed & verified	Remaining verified
1	AMRAVATI DIV.	264514	220313	220385	72	44129	213916	6469
2	NASHIK DIV.	409642	369954	370001	47	39641	353828	16173
3	AURANGABAD DIV.	233273	183012	183057	45	50216	176803	6254
4	PUNE DIV.	115819	101222	101245	23	14574	98354	2891
5	KONKAN DIV.	69257	66403	66421	18	2836	65295	1126
6	NAGPUR DIV.	286495	264510	264521	11	21974	257844	6677
Total		1379000	1205414	1205630	216	173370	1166040	39590



प्रधानमंत्री आवास योजना ग्रामीण - पूर्ण घरकूले

Sr. No.	District	Sanction	02.01.2024	03.01.2024	Daily Achivement	Remaining	Completed & verified	Remaining verified
1	AMRAVATI	91826	77217	77244	27	14582	75590	1654
2	WASHIM	18653	15377	15403	26	3250	14980	423
3	NANDED	68315	54636	54659	23	13656	53450	1209
4	DHULE	64625	58044	58061	17	6564	54996	3065
5	NANDURBAR	118391	108829	108846	17	9545	100691	8155
6	SOLAPUR	44814	38359	38376	17	6438	37394	982
7	AKOLA	46590	41668	41676	8	4914	41040	636
8	JALGAON	77181	64772	64780	8	12401	63158	1622
9	THANE	9548	9016	9024	8	524	8822	202
10	AURANGABAD	36072	29543	29550	7	6522	28299	1251
11	YAVATMAL	63161	53958	53965	7	9196	51413	2552
12	BEED	34587	26441	26447	6	8140	25239	1208
13	PALGHAR	35166	33642	33648	6	1518	33037	611
14	BHANDARA	63543	57602	57607	5	5936	55539	2068
15	PARBHANI	18716	14003	14008	5	4708	13634	374
16	BULDHANA	44284	32093	32097	4	12187	30893	1204
17	RATNAGIRI	9720	9432	9436	4	284	9309	127
18	AHMEDNAGAR	60169	54933	54936	3	5233	54246	690
19	SATARA	14332	13602	13605	3	727	13303	302
20	CHANDRAPUR	42007	37233	37235	2	4772	36436	799
21	GADCHIROLI	31551	28938	28940	2	2611	27029	1911
22	JALNA	23877	18887	18889	2	4988	18227	662
23	LATUR	20115	15356	15358	2	4757	15047	311
24	NASHIK	89276	83376	83378	2	5898	80737	2641
25	PUNE	19082	16190	16192	2	2890	15333	859
26	NAGPUR	36074	32658	32659	1	3415	31716	943
27	SANGLI	20649	18077	18078	1	2571	17548	530
28	WARDHA	17641	16042	16043	1	1598	15627	416
29	GONDIA	95679	92037	92037	0	3642	91497	540
30	HINGOLI	17855	13829	13829	0	4026	13489	340
31	KOLHAPUR	16942	14994	14994	0	1948	14776	218
32	OSMANABAD	13736	10317	10317	0	3419	9418	899
33	RAIGAD	9767	9376	9376	0	391	9233	143
34	SINDHUDURG	5056	4937	4937	0	119	4894	43
Total		1379000	1205414	1205630	216	173370	1166040	39590

राज्यपुरस्कृत आवास योजना ग्रामीण - मंजूरी

Sr. No.	Division	Target	02.01.2024	03.01.2024	Daily Achivement	Sanction %	Remaining	Sanction State Rank
1	AURANGABAD DIV.	352749	197640	199496	1856	56.6%	153253	6
2	AMRAVATI DIV.	238876	128962	130109	1147	54.5%	108767	4
3	NASHIK DIV.	260686	149896	150790	894	57.8%	109896	5
4	NAGPUR DIV.	218681	135255	135997	742	62.2%	82684	3
5	PUNE DIV.	97714	79551	79978	427	81.8%	17736	2
6	KONKAN DIV.	57796	41660	42003	343	72.7%	15793	1
	Total	1226502	732964	738373	5409	60.2%	488129	

Sr. No.	District	Target	02.01.2024	03.01.2024	Daily Achivement	Sanction %	Remaining	Sanction State Rank
1	NANDED	58008	26393	26909	516	46.4%	31099	32
2	YAVATMAL	71979	35331	35726	395	49.6%	36253	34
3	AURANGABAD	42766	27289	27683	394	64.7%	15083	18
4	WASHIM	28321	18807	19198	391	67.8%	9123	15
5	DHULE	41202	23672	24042	370	58.4%	17160	23
6	JALNA	49553	23185	23551	366	47.5%	26002	29
7	AMRAVATI	50420	26723	27084	361	53.7%	23336	26
8	WARDHA	19672	16469	16778	309	85.3%	2894	6
9	BEED	49098	27722	28023	301	57.1%	21075	24
10	SOLAPUR	34597	25963	26246	283	75.9%	8351	14
11	PALGHAR	16531	14112	14351	239	86.8%	2180	4
12	NASHIK	56911	29593	29828	235	52.4%	27083	30
13	PARBHANI	42656	20159	20385	226	47.8%	22271	25
14	GADCHIROLI	27157	19747	19922	175	73.4%	7235	13
15	GONDIA	33141	16254	16423	169	49.6%	16718	21
16	JALGAON	63948	36037	36204	167	56.6%	27744	31
17	SANGLI	12090	10289	10423	134	86.2%	1667	3
18	NANDURBAR	54331	19694	19816	122	36.5%	34515	33
19	NAGPUR	40038	23320	23404	84	58.5%	16634	20
20	RATNAGIRI	13553	8309	8391	82	61.9%	5162	11
21	HINGOLI	42152	25041	25093	52	59.5%	17059	22
22	THANE	11112	6653	6670	17	60.0%	4442	9
23	KOLHAPUR	18861	16086	16096	10	85.3%	2765	5
24	CHANDRAPUR	65429	39946	39951	5	61.1%	25478	28
25	RAIGAD	13025	9980	9985	5	76.7%	3040	7
26	OSMANABAD	26451	19769	19770	1	74.7%	6681	12
27	AHMEDNAGAR	44294	40900	40900	0	92.3%	3394	8
28	AKOLA	42134	25791	25791	0	61.2%	16343	19
29	BHANDARA	33244	19519	19519	0	58.7%	13725	16
30	BULDHANA	46022	22310	22310	0	48.5%	23712	27
31	LATUR	42065	28082	28082	0	66.8%	13983	17
32	PUNE	18857	14275	14275	0	75.7%	4582	10
33	SATARA	13309	12938	12938	0	97.2%	371	1
34	SINDHUDURG	3575	2606	2606	0	72.9%	969	2
	Total	1226502	732964	738373	5409	60.2%	488129	

राज्यपुरस्कृत आवास योजना ग्रामीण - प्रलंबीत मंजूरी

Sr. No.	Division	रमाई आवास योजना	शहरी आवास योजना	आदीम आवास योजना	पारधी आवास योजना	य.च.मु.व योजना	पुण्यश्लोक अहिल्यादेवी होळकर धरकूल योजना	मोदी आवास
1	KONKAN DIV.	1376	4423	25	3	22	0	9944
2	PUNE DIV.	6164	2549	4	55	20	60	8884
3	NAGPUR DIV.	20818	17191	78	2	1144	16	43435
4	AMRAVATI DIV.	24894	17622	117	9	626	9	65490
5	NASHIK DIV.	18014	54961	61	17	60	25	36758
6	AURANGABAD DIV.	57533	25250	238	26	2061	830	67315
	Total	128799	121996	523	112	3933	940	231826

Sr. No.	District	रमाई आवास योजना	शहरी आवास योजना	आदीम आवास योजना	पारधी आवास योजना	य.च.मु.व योजना	पुण्यश्लोक अहिल्यादेवी होळकर धरकूल योजना	मोदी आवास
1	SATARA	0	0	0	0	0	0	371
2	SINDHUDURG	90	14	16	0	0	0	849
3	SANGLI	1004	30	0	12	0	0	621
4	PALGHAR	99	1840	3	0	0	0	238
5	KOLHAPUR	1318	35	0	0	0	60	1352
6	WARDHA	9	19	2	0	0	0	2864
7	RAIGAD	523	468	0	2	0	0	2047
8	AHMEDNAGAR	976	2393	0	0	0	0	25
9	THANE	321	2017	6	0	0	0	2098
10	PUNE	854	2244	4	14	20	0	1446
11	RATNAGIRI	343	84	0	1	22	0	4712
12	OSMANABAD	3448	180	0	0	1436	0	1617
13	GADCHIROLI	1073	2363	26	0	0	0	3773
14	SOLAPUR	2988	240	0	29	0	0	5094
15	WASHIM	1843	782	0	0	0	2	6496
16	BHANDARA	3004	1444	0	0	62	1	9214
17	LATUR	7079	931	0	4	6	802	5161
18	AURANGABAD	7186	4112	0	6	0	0	3779
19	AKOLA	8030	2354	0	1	0	0	5958
20	NAGPUR	9405	2104	0	0	4	0	5121
21	GONDIA	2498	778	0	0	0	15	13427
22	HINGOLI	6754	7838	0	0	0	0	2467
23	DHULE	3857	7151	0	0	25	0	6127
24	BEED	4661	1298	0	6	0	0	15110
25	PARBHANI	7687	2104	0	0	196	24	12260
26	AMRAVATI	3500	7972	0	7	114	0	11743
27	BULDHANA	5765	1954	0	0	0	7	15986
28	CHANDRAPUR	4829	10483	50	2	1078	0	9036
29	JALNA	16957	2184	0	2	423	4	6432
30	NASHIK	10404	11208	61	6	0	0	5404
31	JALGAON	1821	2860	0	1	0	25	23037
32	NANDED	3761	6603	238	8	0	0	20489
33	NANDURBAR	956	31349	0	10	35	0	2165
34	YAVATMAL	5756	4560	117	1	512	0	25307
	Total	128799	121996	523	112	3933	940	231826

राज्यपुरस्कृत आवास योजना ग्रामीण - पूर्ण घरकूले

Sr. No.	Division	Sanction	02.01.2024	03.01.2024	Daily Achivement	Completion %	Remaining	To be Completed in Per Day till 31.03.24
1	AMRAVATI DIV.	130109	77896	77964	68	59.9%	52145	593
2	AURANGABAD DIV.	199496	130145	130191	46	65.3%	69305	788
3	NASHIK DIV.	150790	97414	97449	35	64.6%	53341	606
4	NAGPUR DIV.	135997	78894	78926	32	58.0%	57071	649
5	PUNE DIV.	79978	55408	55429	21	69.3%	24549	279
6	KONKAN DIV.	42003	27793	27803	10	66.2%	14200	161
	Total	738373	467550	467762	212	63.4%	270611	3075

Sr. No.	District	Sanction	02.01.2024	03.01.2024	Daily Achivement	Completion %	Remaining	To be Completed in Per Day till 31.03.24
1	WASHIM	19198	8641	8665	24	45.1%	10533	120
2	DHULE	24042	14976	14991	15	62.4%	9051	103
3	AKOLA	25791	15444	15458	14	59.9%	10333	117
4	AMRAVATI	27084	16619	16632	13	61.4%	10452	119
5	LATUR	28082	21826	21838	12	77.8%	6244	71
6	JALNA	23551	14442	14453	11	61.4%	9098	103
7	NANDED	26909	15320	15330	10	57.0%	11579	132
8	SATARA	12938	10181	10191	10	78.8%	2747	31
9	AURANGABAD	27683	19104	19113	9	69.0%	8570	97
10	BULDHANA	22310	16032	16041	9	71.9%	6269	71
11	PUNE	14275	10771	10780	9	75.5%	3495	40
12	GONDIA	16423	11506	11514	8	70.1%	4909	56
13	NAGPUR	23404	10089	10097	8	43.1%	13307	151
14	YAVATMAL	35726	21160	21168	8	59.3%	14558	165
15	AHMEDNAGAR	40900	30736	30743	7	75.2%	10157	115
16	CHANDRAPUR	39951	21776	21782	6	54.5%	18169	206
17	NANDURBAR	19816	11710	11716	6	59.1%	8100	92
18	NASHIK	29828	20143	20149	6	67.6%	9679	110
19	GADCHIROLI	19922	12425	12429	4	62.4%	7493	85
20	THANE	6670	4420	4424	4	66.3%	2246	26
21	WARDHA	16778	9819	9823	4	58.5%	6955	79
22	BEED	28023	19053	19055	2	68.0%	8968	102
23	BHANDARA	19519	13279	13281	2	68.0%	6238	71
24	RAIGAD	9985	5868	5870	2	58.8%	4115	47
25	SINDHUDURG	2606	2031	2033	2	78.0%	573	7
26	HINGOLI	25093	12798	12799	1	51.0%	12294	140
27	JALGAON	36204	19849	19850	1	54.8%	16354	186
28	KOLHAPUR	16096	11167	11168	1	69.4%	4928	56
29	OSMANABAD	19770	12762	12763	1	64.6%	7007	80
30	PALGHAR	14351	9129	9130	1	63.6%	5221	59
31	RATNAGIRI	8391	6345	6346	1	75.6%	2045	23
32	SOLAPUR	26246	15863	15864	1	60.4%	10382	118
33	PARBHANI	20385	14840	14840	0	72.8%	5545	63
34	SANGLI	10423	7426	7426	0	71.2%	2997	34
	Total	738373	467550	467762	212	63.4%	270611	3075

राज्य योजना अपूर्ण घरकुले

Sr. No.	Division	रमाई आवास योजना	शबरी आवास योजना	आदीम आवास योजना	पारधी आवास योजना	व.च.मु.व योजना	पुण्यश्लोक अहिल्यादेवी होळकर घरकुल योजना	मोदी आवास
1	KONKAN DIV.	937	9770	307	0	2	12	3172
2	PUNE DIV.	12663	1868	56	54	50	436	9422
3	AMRAVATI DIV.	20607	11929	2008	180	1767	104	15550
4	NASHIK DIV.	13505	22709	25	106	137	164	16695
5	NAGPUR DIV.	16200	23785	717	19	5169	20	11161
6	AURANGABAD DIV.	44831	9551	42	60	2301	346	12174
	Total	108743	79612	3155	419	9426	1082	68174

Sr. No.	District	रमाई आवास योजना	शबरी आवास योजना	आदीम आवास योजना	पारधी आवास योजना	व.च.मु.व योजना	पुण्यश्लोक अहिल्यादेवी होळकर घरकुल योजना	मोदी आवास
1	SINDHUDURG	114	0	0	0	0	0	459
2	RATNAGIRI	382	13	4	0	2	0	1644
3	THANE	207	1472	127	0	0	0	440
4	SATARA	1295	24	0	0	22	0	1406
5	SANGLI	1650	7	0	3	0	0	1337
6	PUNE	1559	1761	56	44	0	0	75
7	RAIGAD	180	3405	109	0	0	12	409
8	GONDIA	1891	2016	0	0	0	0	1002
9	KOLHAPUR	3784	12	0	0	17	436	679
10	PALGHAR	54	4880	67	0	0	0	220
11	PARBHANI	2680	1068	0	0	235	226	1336
12	BHANDARA	2237	1012	0	0	1150	20	1819
13	LATUR	4885	110	0	0	61	31	1157
14	BULDHANA	3891	1225	0	17	0	67	1069
15	WARDHA	1925	2687	241	1	0	0	2101
16	OSMANABAD	5934	139	0	41	236	0	657
17	GADCHIROLI	1165	3303	250	0	0	0	2775
18	NANDURBAR	799	6590	0	0	0	0	711
19	AURANGABAD	5469	1062	0	6	0	0	2033
20	BEED	7663	366	0	8	0	0	931
21	DHULE	1902	3438	0	12	117	0	3582
22	JALNA	4873	298	0	5	1769	89	2064
23	NASHIK	2172	5880	25	25	0	0	1577
24	AHMEDNAGAR	4013	1778	0	15	20	0	4331
25	AKOLA	6819	2094	0	25	0	0	1395
26	SOLAPUR	4375	64	0	7	11	0	5925
27	AMRAVATI	4604	3236	0	28	149	0	2435
28	WASHIM	3277	1259	0	1	0	37	5959
29	NANDED	8062	366	42	0	0	0	3109
30	HINGOLI	5265	6142	0	0	0	0	887
31	NAGPUR	3425	8246	0	6	4	0	1626
32	YAVATMAL	2016	4115	2008	109	1618	0	4692
33	JALGAON	4619	5023	0	54	0	164	6494
34	CHANDRAPUR	5557	6521	226	12	4015	0	1838
	Total	108743	79612	3155	419	9426	1082	68174

प्रधानमंत्री आवास योजना ग्रामीण - हप्ते वितरण

Sr. No.	Division	1st Installment (Daily Achivement)	1st Installment Remaining	2nd Installment (Daily Achivement)	2nd Installment Remaining	3rd Installment (Daily Achivement)	3rd Installment Remaining	Total Remaining Installment
1	NASHIK DIV.	0	3583	0	28600	0	16349	48532
2	AMRAVATI DIV.	0	14183	0	23928	0	10297	48408
3	AURANGABAD DIV.	0	9092	0	36878	0	18327	64297
4	NAGPUR DIV.	0	2281	0	16277	0	7101	25659
5	KONKAN DIV.	0	71	0	2119	0	1673	3863
6	PUNE DIV.	0	1625	0	10714	0	4386	16725
	Total	0	30835	0	118516	0	58133	207484

Sr. No.	District	1st Installment (Daily Achivement)	1st Installment Remaining	2nd Installment (Daily Achivement)	2nd Installment Remaining	3rd Installment (Daily Achivement)	3rd Installment Remaining	Total Remaining Installment
1	AHMEDNAGAR	0	2265	0	2745	0	1651	6661
2	AKOLA	0	328	0	4006	0	1480	5814
3	AMRAVATI	0	6135	0	7254	0	2198	15587
4	AURANGABAD	0	1616	0	3908	0	1741	7265
5	BEED	0	972	0	5474	0	3449	9895
6	BHANDARA	0	383	0	4363	0	1140	5886
7	BULDHANA	0	6394	0	4252	0	2253	12899
8	CHANDRAPUR	0	326	0	3520	0	1406	5252
9	DHULE	0	149	0	4862	0	2929	7940
10	GADCHIROLI	0	128	0	1882	0	1520	3530
11	GONDIA	0	546	0	2725	0	1659	4930
12	HINGOLI	0	1404	0	2259	0	996	4659
13	JALGAON	0	611	0	10418	0	3096	14125
14	JALNA	0	1264	0	2615	0	1940	5819
15	KOLHAPUR	0	136	0	1584	0	563	2283
16	LATUR	0	1576	0	2766	0	1288	5630
17	NAGPUR	0	682	0	2605	0	842	4129
18	NANDED	0	692	0	13977	0	4902	19571
19	NANDURBAR	0	210	0	6131	0	6124	12465
20	NASHIK	0	348	0	4444	0	2549	7341
21	OSMANABAD	0	1300	0	2196	0	2269	5765
22	PALGHAR	0	13	0	1121	0	884	2018
23	PARBHANI	0	268	0	3683	0	1742	5693
24	PUNE	0	615	0	1942	0	743	3300
25	RAIGAD	0	9	0	359	0	275	643
26	RATNAGIRI	0	18	0	183	0	193	394
27	SANGLI	0	164	0	1790	0	826	2780
28	SATARA	0	27	0	458	0	365	850
29	SINDHUDURG	0	1	0	98	0	91	190
30	SOLAPUR	0	683	0	4940	0	1889	7512
31	THANE	0	30	0	358	0	230	618
32	WARDHA	0	216	0	1182	0	534	1932
33	WASHIM	0	542	0	2253	0	1394	4189
34	YAVATMAL	0	784	0	6163	0	2972	9919
	Total	0	30835	0	118516	0	58133	207484

राज्यपुरस्कृत आवास योजना ग्रामीण - हप्ते वितरण

Sr. No.	Division	1st Installment (Daily Achivement)	1st Installment Remaining	2nd Installment (Daily Achivement)	2nd Installment Remaining	3rd Installment (Daily Achivement)	3rd Installment Remaining	Total Remaining Installments
1	NASHIK DIV.	0	27685	0	13699	0	6268	47652
2	AMRAVATI DIV.	0	22207	0	19266	0	5896	47369
3	AURANGABAD DIV.	0	24121	0	30077	0	12105	66303
4	NAGPUR DIV.	0	23411	0	24703	0	4926	53040
5	KONKAN DIV.	0	6588	0	4442	0	1879	12909
6	PUNE DIV.	0	14493	0	6208	0	1980	22681
	Total	0	118505	0	98395	0	33054	249954

Sr. No.	District	1st Installment (Daily Achivement)	1st Installment Remaining	2nd Installment (Daily Achivement)	2nd Installment Remaining	3rd Installment (Daily Achivement)	3rd Installment Remaining	Total Remaining Installment
1	AHMEDNAGAR	0	5892	0	2543	0	1214	9649
2	AKOLA	0	3132	0	5634	0	1309	10075
3	AMRAVATI	0	4689	0	3538	0	1128	9355
4	AURANGABAD	0	3377	0	2681	0	1404	7462
5	BEED	0	2790	0	3119	0	2209	8118
6	BHANDARA	0	2405	0	2378	0	515	5298
7	BULDHANA	0	1626	0	2015	0	1003	4644
8	CHANDRAPUR	0	3808	0	11498	0	1903	17209
9	DHULE	0	3860	0	2032	0	1500	7392
10	GADCHIROLI	0	3818	0	1916	0	985	6719
11	GONDIA	0	2563	0	1438	0	496	4497
12	HINGOLI	0	2880	0	6545	0	1890	11315
13	JALGAON	0	10043	0	3706	0	1455	15204
14	JALNA	0	3205	0	3290	0	1612	8107
15	KOLHAPUR	0	2299	0	2171	0	278	4748
16	LATUR	0	1900	0	2414	0	1304	5618
17	NAGPUR	0	6893	0	5179	0	630	12702
18	NANDED	0	5899	0	5035	0	1470	12404
19	NANDURBAR	0	3354	0	2688	0	873	6915
20	NASHIK	0	4536	0	2730	0	1226	8492
21	OSMANABAD	0	2204	0	4285	0	1270	7759
22	PALGHAR	0	2624	0	1233	0	707	4564
23	PARBHANI	0	1866	0	2708	0	946	5520
24	PUNE	0	532	0	1702	0	558	2792
25	RAIGAD	0	1048	0	1937	0	838	3823
26	RATNAGIRI	0	1710	0	125	0	69	1904
27	SANGLI	0	1931	0	646	0	215	2792
28	SATARA	0	1452	0	503	0	426	2381
29	SINDHUDURG	0	498	0	47	0	16	561
30	SOLAPUR	0	8279	0	1186	0	503	9968
31	THANE	0	708	0	1100	0	249	2057
32	WARDHA	0	3924	0	2294	0	397	6615
33	WASHIM	0	7485	0	2230	0	684	10399
34	YAVATMAL	0	5275	0	5849	0	1772	12896
	Total	0	118505	0	98395	0	33054	249954

राज्य योजना: पहिला हप्ता प्रलंबीत

Sr. No.	Division	रमाई आवास योजना	शहरी आवास योजना	आदीम आवास योजना	पारधी आवास योजना	य.च.मु.व योजना	पुण्यश्लोक अहिल्यादेवी होळकर धरकूल योजना	मोदी आवास
1	KONKAN DIV.	165	3231	20	0	0	0	3172
2	PUNE DIV.	4661	308	7	15	4	76	9422
3	AMRAVATI DIV.	4725	1471	113	17	296	35	15550
4	NASHIK DIV.	3233	7710	0	5	13	29	16695
5	NAGPUR DIV.	5803	5915	63	2	467	0	11161
6	AURANGABAD DIV.	9461	1904	13	20	429	120	12174
	Total	28048	20539	216	59	1209	260	68174

Sr. No.	District	रमाई आवास योजना	शहरी आवास योजना	आदीम आवास योजना	पारधी आवास योजना	य.च.मु.व योजना	पुण्यश्लोक अहिल्यादेवी होळकर धरकूल योजना	मोदी आवास
1	SINDHUDURG	39	0	0	0	0	0	459
2	PUNE	140	296	7	14	0	0	75
3	THANE	22	237	9	0	0	0	440
4	RAIGAD	36	595	8	0	0	0	409
5	SATARA	45	0	0	0	1	0	1406
6	BULDHANA	227	330	0	0	0	0	1069
7	RATNAGIRI	66	0	0	0	0	0	1644
8	PARBHANI	154	242	0	0	46	88	1336
9	LATUR	668	15	0	0	29	31	1157
10	SANGLI	590	4	0	0	0	0	1337
11	OSMANABAD	1439	14	0	11	83	0	657
12	KOLHAPUR	1541	1	0	0	2	76	679
13	BHANDARA	438	74	0	0	74	0	1819
14	GONDIA	826	735	0	0	0	0	1002
15	PALGHAR	2	2399	3	0	0	0	220
16	BEED	1743	110	0	6	0	0	931
17	HINGOLI	984	1009	0	0	0	0	887
18	AKOLA	1537	199	0	1	0	0	1395
19	JALNA	710	159	0	0	271	1	2064
20	NANDURBAR	3	2640	0	0	0	0	711
21	AURANGABAD	1059	282	0	3	0	0	2033
22	CHANDRAPUR	1139	423	14	1	393	0	1838
23	GADCHIROLI	133	894	16	0	0	0	2775
24	DHULE	40	226	0	0	12	0	3582
25	WARDHA	696	1094	33	0	0	0	2101
26	NASHIK	75	2884	0	0	0	0	1577
27	AMRAVATI	1887	331	0	3	33	0	2435
28	YAVATMAL	4	190	113	13	263	0	4692
29	AHMEDNAGAR	1494	64	0	2	1	0	4331
30	NANDED	2704	73	13	0	0	0	3109
31	NAGPUR	2571	2695	0	1	0	0	1626
32	WASHIM	1070	421	0	0	0	35	5959
33	SOLAPUR	2345	7	0	1	1	0	5925
34	JALGAON	1621	1896	0	3	0	29	6494
	Total	28048	20539	216	59	1209	260	68174

मोदी आवास घरकुल योजना

Sr. N	Division	Target	Registered	Sanction	%	Remaining Sanction	1St Installment	Remaining 1St
1	PUNE DIV.	18306	12072	9422	51.5%	8884	0	9422
2	NASHIK DIV.	53453	19453	16695	31.2%	36758	0	16695
3	KONKAN DIV.	13116	5125	3172	24.2%	9944	0	3172
4	NAGPUR DIV.	54596	24435	11161	20.4%	43435	0	11161
5	AMRAVATI DIV.	81040	27466	15550	19.2%	65490	0	15550
6	AURANGABAD DIV.	79489	18932	12174	15.3%	67315	0	12174
	Total	300000	107483	68174	22.7%	231826	0	68174

Sr. N	District Name	Target	Registered	Sanction	%	Remaining Sanction	1St Installment	Remaining 1St
	Grand Total	300000	107483	68174	22.7%	231826	0	68174
1	AHMEDNAGAR	4356	4818	4331	99.4%	25	0	4331
2	SATARA	1777	1578	1406	79.1%	371	0	1406
3	SANGLI	1958	1562	1337	68.3%	621	0	1337
4	SOLAPUR	11019	7298	5925	53.8%	5094	0	5925
5	PALGHAR	458	230	220	48.0%	238	0	220
6	WASHIM	12455	9733	5959	47.8%	6496	0	5959
7	GADCHIROLI	6548	2869	2775	42.4%	3773	0	2775
8	WARDHA	4965	2584	2101	42.3%	2864	0	2101
9	DHULE	9709	3755	3582	36.9%	6127	0	3582
10	SINDHUDURG	1308	1084	459	35.1%	849	0	459
11	AURANGABAD	5812	4746	2033	35.0%	3779	0	2033
12	KOLHAPUR	2031	988	679	33.4%	1352	0	679
13	OSMANABAD	2274	1289	657	28.9%	1617	0	657
14	HINGOLI	3354	1159	887	26.4%	2467	0	887
15	RATNAGIRI	6356	2549	1644	25.9%	4712	0	1644
16	NANDURBAR	2876	780	711	24.7%	2165	0	711
17	JALNA	8496	3515	2064	24.3%	6432	0	2064
18	NAGPUR	6747	3755	1626	24.1%	5121	0	1626
19	NASHIK	6981	1965	1577	22.6%	5404	0	1577
20	JALGAON	29531	8135	6494	22.0%	23037	0	6494
21	AKOLA	7353	4199	1395	19.0%	5958	0	1395
22	LATUR	6318	1364	1157	18.3%	5161	0	1157
23	THANE	2538	495	440	17.3%	2098	0	440
24	AMRAVATI	14178	4997	2435	17.2%	11743	0	2435
25	CHANDRAPUR	10874	4536	1838	16.9%	9036	0	1838
26	RAIGAD	2456	767	409	16.7%	2047	0	409
27	BHANDARA	11033	2507	1819	16.5%	9214	0	1819
28	YAVATMAL	29999	5696	4692	15.6%	25307	0	4692
29	NANDED	23598	3243	3109	13.2%	20489	0	3109
30	PARBHANI	13596	1952	1336	9.8%	12260	0	1336
31	GONDIA	14429	8184	1002	6.9%	13427	0	1002
32	BULDHANA	17055	2841	1069	6.3%	15986	0	1069
33	BEED	16041	1664	931	5.8%	15110	0	931
34	PUNE	1521	646	75	4.9%	1446	0	75
	Grand Total	300000	107483	68174	22.7%	231826	0	68174